

PAPER SERVICES 2025





For seventy years, Lab Aurelia, the specialist polyclinic par excellence in Rome, offers users a fast, efficient, qualified service, attentive to customer needs. Our laboratory has cutting-edge machinery in accordance with European quality standards (ISO 9001:2015 certification) both for radiology and laboratory diagnostics.

At our center, it is possible to perform laboratory and radiology tests both privately and in agreement with the National Health System (SSN). What has always characterized our center is the protection of the patient, to build together a 360° prevention and treatment path in all fields of diagnostics.

Since 2022, in our new location in Via Giorgio Baglivi, we have been offering the possibility of performing a large number of tests, guaranteeing professionalism and competence.

medical director
Dr. Stefano Cerza



_ INDEX

_ NEW LABAURELIA BAGLIVI HEADQUARTERS	6
_ ANALYSIS LABORATORY	9
_ MOLECULAR BIOLOGY and MOLECULAR GENETICS	11
_ GENETIC CONSULTING and PRENATAL DIAGNOSIS	12
_ COUPLE INFERTILITY	14
_ DNA (ANTI AGING REGENERATIVE MEDICINE - NUTRITION - SPORT)	15
_ GENETIC TESTS	16
_ AESTHETIC MEDICINE (LABAURELIA MEDICAL BEAUTY)	17

_ INDEX



_ SPORTS MEDICINE	19
_ DIAGNOSTIC IMAGING	20
_ PEDIATRIC CENTER	22
_ SCREENING AND PREVENTION	24
_ SPECIALIST VISITS	26
_ SCREENING PACKAGES	30
_ HOME BLOOD COLLECTION AND X-RAY	33
_ PARTNERSHIP	34

_ NEW HEADQUARTERS VIA BAGLIVI, 8 _ ROME

LABAURELIA BAGLIVI it's a modern private healthcare facility, with services that offer the best technology and medical knowledge, to meet patient expectations with the commitment of latest generation technological resources to obtain the best diagnostic results.

LABAURELIA BAGLIVI offers a wide range of diagnostic imaging tests from traditional radiology to ultrasound, breast imaging and DEXA, specialist visits and basic laboratory tests.

LABAURELIA BAGLIVI SERVICES

DIGITAL RADIOLOGY AND PEDIATRIC RADIOLOGY:

TRADITIONAL RADIOLOGY of all organs and systems
THORACIC RADIOLOGY
OSTEOARTICULAR RADIOLOGY
DIGESTIVE TRACT RADIOLOGY
PEDIATRIC RADIOLOGY

Bone Densitometry (MOC) and Vertebral Morphometry (VFA) with DXA technique

SENOLOGY

MAMMOGRAPHY with 3D TOMOSYNTHESIS
and **BREAST ULTRASOUND**

Ultrasound-Echocolor Doppler

LIST OF ULTRASOUNDS:

COMPLETE ABDOMEN ULTRASOUND
UPPER ABDOMEN ULTRASOUND LOWER
ABDOMEN ULTRASOUND LIVER AND
BILIARY TRACT ULTRASOUND



PANCREATIC ULTRASOUND

ABDOMINAL AORTA ULTRASOUND with COLOR DOPPLER
RENAL ULTRASOUND, COLOR DOPPLER ULTRASOUND, RENAL ARTERIALS
PELVIC SUPRAPUBIC ULTRASOUND

PELVIC ULTRASOUND TRANSVAGINAL

ULTRASOUND MAMMARY

ULTRASOUND THYROID AND PARATHYROID WITH COLOR DOPPLER
AND ELASTOGRAPHY

ULTRASOUND AND COLOR DOPPLER SCROTAL ULTRASOUND
SOFT PARTS ULTRASOUND

TRANSRECTAL PROSTATIC ULTRASOUND

DYNAMIC PERINEAL ULTRASOUND

MUSCLE-TENDON ULTRASOUND JOINT
ULTRASOUND

ECOCOLOR POWER DOPPLER JOINT ECOCOLOR

DOPPLER VASCULAR DIAGNOSTIC ECOCOLOR

DOPPLER EPIAORTIC VESSELS

ARTERIAL AND VENOUS LOWER LIMBS COLOR DOPPLER

PEDIATRIC ULTRASOUND

ENDOANAL ULTRASOUND WITH ROTATING PROBE (360°) WITH
COLOR DOPPLER

SPECIALIST VISITS

ALLERGOLOGY

ANGIOLOGY

CARDIOLOGY

DERMATOLOGY

_ NEW HEADQUARTERS VIA BAGLIVI, 8 _ ROME



HEMATOLOGY
 ENDOCRINOLOGY
 GYNECOLOGY
 IMMUNOLOGY
 NEUROLOGY
 ORTHOPEDICS
 OTORHINOLARYNGOLOGY
 PEDIATRICS
 GASTROENTEROLOGY
 PNEUMOLOGY
 RHEUMATOLOGY
 GYNECOLOGY
 AESTHETIC MEDICINE
 SENOLOGY

NEW

LABORATORY ANALYSIS

Chemical-clinical tests, Bacteriology, Food intolerances, Infertility tests, Molecular biology, Molecular genetics, Immunohematology, Hormonal assays, Tumor markers, Cytological tests, Infectious tests, Immunocompatibility

LABAURELIA BAGLIVI HEADQUARTERS

Medical Director: Dr. Stefano Cerza
 Technical Director Radiology: Prof. Giuseppe Panzironi

Via Giorgio Baglivi, 8 - 00161 Rome Info
 and reservations: Tel. 06 44231263

Opening hours: Monday to Friday 7.30am - 8.00pm - Blood collections 7.30am/
 10.30am Saturday and Sunday closed

AESTHETIC MEDICINE

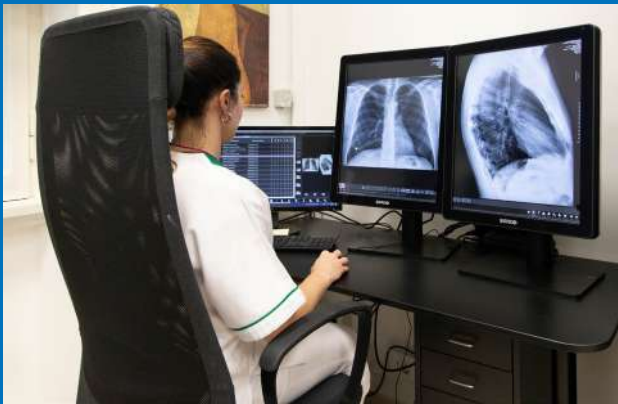


- Facial treatment with botulinum toxin
- Volumizing facial treatment with hyaluronic acid
- Biorestructuring volumizing facial treatment with Radiesse
- Lip treatment with hyaluronic acid (volumizing/reshaping lip treatment)
- Biorevitalizing facial treatment
- Soft lifting (non-surgical) with hyaluronic acid
- Peeling (various formulations)
- Carboxytherapy
- Prp (growth factors) face/hair
- Rvm body
- Radiofrequency face/body
- Facial electroporator
- Photorejuvenation face/neck

For information: Mrs. Chiara Rossetti Tel.
 06 44231263 - Cell. 392 3164034

AGREEMENT WITH:





NEW **LABORATORY ANALYSES BAGLIVI**

BLOOD SAMPLES AND ANALYSES

- | | |
|-------------------------|---------------------------|
| Chemical-clinical tests | Immunohematology |
| Bacteriology | Hormonal Assays |
| Food intolerances | Tumor Markers |
| Infertility tests | Cytological tests |
| Molecular biology | Infectious diseases tests |
| Molecular genetics | Immunocompatibility |

LABAURELIA BAGLIVI
POLIAMBULATORIO SPECIALISTICO

WITHDRAWALS Monday to Friday
from 7:30 to 10:30
Via G. Baglivi, 8 - Rome - INFO06 44231263

_ THE LABORATORY OF ANALYSIS

Technical Director Dr. Giulia Volpe e-mail: info@labaurelia.it

OUR EXAMS

- CLINICAL CHEMISTRY
- IMMUNOEMATOLOGY
- BACTERIOLOGY
- HORMONAL DOSAGES
- PRIST AND RAST FOOD INTOLERANCES
- TUMOR MARKERS
- CYTOLOGICAL EXAMINATIONS
- INFECTIOUS DISEASES
- IMMUNOCOMPATIBILITY
- OCCUPATIONAL MEDICINE
- COUPLE INFERTILITY TESTS
- MOLECULAR BIOLOGY AND MOLECULAR GENETICS



CLINICAL CHEMISTRY

It is a branch of laboratory medicine that deals with the study of biochemical alterations of a pathological nature and the application of chemical-instrumental and immunochemical analytical techniques to carry out diagnostic or routine determinations on biological fluids.

IMMUNOEMATOLOGY

Immunoematology deals with blood diseases related to alterations of the immune system when the organism reacts against its own tissues and/or organs.

BACTERIOLOGY

Medical bacteriology is a branch of microbiology that studies bacteria in relation to the diseases that can arise from them.

HORMONAL ASSAYS

Hormone tests allow you to measure the amount of hormones present in the blood, to establish whether the glands that produce them (pituitary gland, thyroid, etc.) are functioning properly, thus identifying possible hormonal imbalances.



PRIST AND RAST

Blood tests useful to highlight an allergy and to try to identify which specific substance you are allergic to. Today at our center it is possible to perform Alex 2 which also provides an alternative diet for food intolerances to specific molecules.

TUMOR MARKERS

They are substances found in the blood, urine or cellular tissues that present a significant increase in their concentration in some types of neoplasms. A high level of Tumor Markers can therefore indicate the development of cancer, although there may be other causes of elevation of these values.

CYTOLOGICAL EXAMINATIONS

It consists of observing under an optical microscope cells taken or naturally exfoliated from the various organs or tissues of our organism.

The cells thus collected must be a couple. Fertilization techniques medically carefully "fixed" at the time of collection and then colored in the laboratory to make them visible under the microscope.

INFECTIOUS DISEASE TESTS

These are tests to identify the presence or absence of viral forms in the body, or to monitor the effectiveness of a therapy by identifying various antibodies present.

IMMUNOCOMPATIBILITY

The HLA system comprises a complex of blood and tissue group antigens, encoded by a series of genes located on the short arm of chromosome 6. Experimental observation has shown that these antigens are responsible for a series of humoral and cellular reactions that lead to transplant rejection, hence their identification as "histocompatibility" antigens.

OCCUPATIONAL MEDICINE

Medical branch specialized in the prevention of work-related risks.

COUPLE INFERTILITY TESTS

It includes all diagnostic tests to identify the causes of a couple's failure to conceive a child. The following are therefore performed:

- **For her:**laboratory tests, genetic tests, vaginal swabs, pap tests, gynecological visits, ultrasounds and mammograms - tomosynthesis mammography.
- **For him:**semen tests, sperm separation tests, DNA fragmentation tests, microbiology and virology tests on semen, genetic tests, hormonal tests, andrological visits, urological visits, testicular color Doppler ultrasound. Genetic counseling for infertility assisted.

_ MOLECULAR BIOLOGY AND MOLECULAR GENETICS

It is a branch of biology that deals with the molecular mechanisms underlying life. Through sophisticated techniques it is possible to amplify DNA in order to identify genetic mutations that cause a lack of functionality of the same gene being investigated. This technique allows for the diagnosis of numerous genetically derived pathologies, paternity tests, prenatal diagnostic tests, molecular oncology, pharmacogenetics, female infertility, cardiovascular pathologies, male infertility, nutrigenetics, molecular infectology, cytogenetic tests.



MOLECULAR ONCOLOGY

Application of molecular techniques for the diagnosis of neoplastic diseases. Molecular diagnosis of neoplasms by DNA analysis is conducted on biological samples such as urine, feces, sputum, vaginal swab, and blood samples.

NUTRIGENETICS

It is a new discipline that combines consolidated knowledge of nutrition, physiology, biochemistry, with new discoveries in the field of genetics and molecular biology. With nutrigenetics it is possible to develop personalized nutrition to the genetic constitution of the individual.

PHARMACOGENETICS

It is a young and rapidly evolving discipline that has as its starting point the study of individual differences in response to drugs. In fact, depending on one's genetic makeup, each subject will have a specific reaction resulting from the intake of a given medicine.

PATERNITY INVESTIGATIONS

It is performed to determine paternity by comparing DNA.

CARDIOVASCULAR DISEASES

Cardiovascular diseases are a group of diseases affecting the heart and/or blood vessels. They are a major cause of death in industrialized countries. Identifying genetic abnormalities that may cause them is important for prevention.

MOLECULAR INFECTIOUS DISEASE

Molecular infectious disease is the branch that deals with the molecular diagnosis of viral, bacterial, and parasitic infections through gene amplification (PCR).

_ GENETIC CONSULTING _ PRENATAL DIAGNOSIS



At our facility it is possible to perform non-invasive prenatal diagnostic tests.

CLINICAL ACTIVITY IN THE GENETICS FIELD *Level*

I and II Medical Genetics Consultations

Preconception Consultations

Genetic counseling in oncology Counseling for infertility and repeated miscarriage Explanatory counseling for preimplantation genetic diagnosis and preconception

Explanatory consultations for genetic tests

Family studies with reconstruction of the family tree for hereditary genetic diseases

All medical genetics consultations are carried out in collaboration with a team of psychologists with the patient's authorization.

PrenatalSAFE® is a non-invasive prenatal test that analyzes free circulating fetal DNA isolated from a maternal blood sample. PrenatalSAFE® provides 8 levels of analysis, thanks to which it is possible to obtain the most complete information available in pregnancy today.

PrenatalSAFE® in fact it allows you to verify the presence of aneuploidies and microdeletion syndromes, from the most common to the rarest, of structural alterations in all the chromosomes of the fetus and

to identify mutations related to serious genetic diseases. PrenatalSAFE® Karyo is the most technologically advanced non-invasive prenatal test currently available. By analyzing cell-free fetal DNA (cfDNA) circulating in maternal blood. PrenatalSAFE® Karyo detects aneuploidies, fetal structural chromosomal alterations affecting any chromosome, and serious genetic diseases.

PRENATALSAFE® KARYO PLUS PrenatalSAFE® Karyo Plus highlights 95.5% of fetal chromosomal abnormalities detectable in the prenatal period, and 99.1% of those found at birth, reaching a detection rate very similar to that of traditional fetal karyotype (96.9%) and molecular karyotype (99.8%), obtained through invasive prenatal diagnosis techniques.



_ GENETIC CONSULTING _ PRENATAL DIAGNOSIS

GENESAFE™

Combined with PrenatalSAFE tests, Karyo PLUS provides the highest level of information during pregnancy.

It is performed by studying cfDNA, taking a blood sample from a pregnant woman with a gestational age of at least 10 weeks. The cfDNA is isolated from the plasma component of maternal blood.

Subsequently, bioinformatics is used to detect mutations that cause a specific genetic disease, using the innovative technology called

Next Generation Sequencing (NGS).

PRENATALSAFE® COMPLETE

It also detects mutations that can arise randomly in the fetus.

Also available in version "PLUS" for the identification of the 9 most common microdeletion syndromes, provides the most in-depth level of information obtainable in pregnancy through non-invasive prenatal screening tests.

**PRENATALSAFE® KARYO PLUS + GENESAFE™
= PRENATALSAFE® COMPLETE**



PRENATAL ADVANCE GENETICS

It is a technologically advanced, latest-generation non-invasive prenatal test (NIPT) that, by analyzing cell-free fetal DNA (cfDNA) from a blood sample of the pregnant woman starting from the 10th week of pregnancy, allows the identification of the following in the fetus:

aneuploidies, structural chromosomal alterations (deletions and duplications) affecting each chromosome of the fetal karyotype;

50 microdeletion/microduplication syndromes; 79 serious genetic diseases, of which: 26 hereditary and 53 de novo

_ COUPLE INFERTILITY



The difficulty of having children is a very widespread problem in the Italian population with an incidence of about 15%. Providing information on infertility in couples represents an educational path made up of specialist figures who offer help to all those who are trying to get pregnant, but find themselves in a condition of failure to conceive.

At our center it is possible to perform:

- Free consultations for the evaluation of couple infertility problems with the formulation of a guided and therapeutic path towards medically assisted fertilization techniques, Insemination, ICSI, IVF, Gamete Freezing, Embryo Freezing, Heterologous Fertilization.

COUPLE INFERTILITY CHECK-UP

(to meet your economic needs we offer the possibility of carrying out a large amount of preparatory tests for medically assisted procreation techniques at a more than advantageous price

FEMALE FERTILITY CHECK-UP (PLUS)

Fsh- Lh- Estradiol - Amh- Prolactin
Gynecological visit with Pap test
Swab for Chlamydia - Swab for Mycoplasma
Swab mutations Thrombophilia, Cystic Fibrosis
Karyotype - Hysterosalpingography
Breast Ultrasound - Mammography
PRICE € 1.190

FEMALE FERTILITY CHECK-UP (BASE)

Fsh - Lh - Estradiol - Amh - Prolactin -
Gynecological visit with swab for Chlamydia
- Mycoplasma - PCR. Pap test.
PRICE €300

MALE FERTILITY CHECK-UP

Fsh - lh -
testosterone - Spermogram
Spermioculture - Karyotype - Ultrasound -
Testicular color doppler ultrasound
PRICE €300

SEMINAL FLUID EXAMINATION SCREENING

Same-day reporting - Consultation
PRICE €86.70





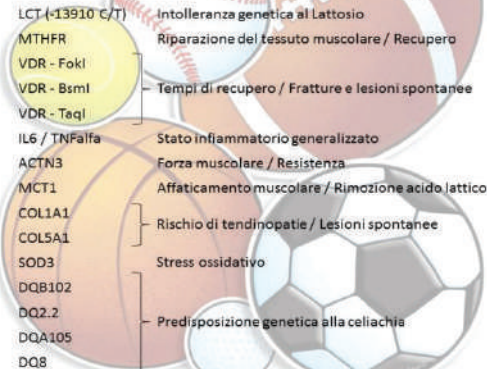
DNA TEST THE NEW FRONTIER

Anti-aging and Regenerative Medicine is an advanced form of preventive medicine and biomedical technologies that directly refers to the four mother sciences: physics, mathematics, chemistry and biology, integrating different disciplines including nutritional science, physiology, sports medicine, biochemistry, molecular biology, genetics, endocrinology, dermatology, psychoneuroimmunology, promote extending life in health and efficiency by preventing degenerative diseases and delaying the aging process by improving and lengthening the time that separates every woman from menopause. Regenerative medicine also finds application in the complex female world by delaying the symptoms of menopause.

- ANTI-AGING
- COL 1 skin elasticity
- MMP1 skin elasticity
- AQP1 skin hydration status
- FLG keratinization
- SOD1 oxidative stress
- MC1R skin sensitivity to sun
- TNF-ALFA inflammatory state
- VDR FOLK cytoprotection
- VDR BSML cytoprotection
- VDR TqI cytoprotection
- MTHFR vascularization
- TFAP2B localized adiposity

BOOK YOUR CONSULTATION WITH OUR TEAM OF SPECIALISTS TO HAVE YOUR ANTI AGING PATH AND THE FIRST CONSULTATION.

Pannello DNA e DIETA sport



_ GENETIC TESTS



Genetic testing is a powerful tool for disease prevention and treatment. Knowing our genetic predispositions allows us to take steps to improve our health and reduce the risk of developing these diseases.

NUTRIGENOMICS

Nutrigenetic tests can identify our genetic predispositions to various diet-related diseases, such as:

- Obesity
- Heart disease
- High cholesterol
- Diabetes
- Hypertension
- Food intolerances

Nutrigenetic tests are grouped into 3 packages:

Nutrigen Intolerance

- Predisposition to Celiac Disease
- Sensitivity to caffeine
- Lactose intolerance
- Nickel Sensitivity
- Sensitivity to alcohol
- Histamine sensitivity

€300

Antiaging Complete

- Bone Health
- Homocysteine Metabolism
- Detox
- Cardiovascular health
- Inflammatory Response
- Metabolic Health

€350

Sports & Health

- Metabolic Health (diabetes melitus, hyperlipidemia, lipolysis, obesity, cardiovascular risk, metabolic syndrome)
- Sports (muscle damage, injury, power, performance, endurance, stress)

€ 250

Nutrigen – Complete Health

(Test performed via saliva swab) Includes all panels of the Nutrigen, Antiaging and Sport lines

€ 530

CARDIODNA GENETIC TESTS

Cardiac genetic tests can predict the risk of developing cardiovascular diseases such as:

- Arteriosclerosis
- Thrombosis
- Obesity
- Altered lipid metabolism
- Hypertension
- Altered homocysteine metabolism

The cardiac test is performed with a simple blood sample.

CardioDNA

Comprehensive research for predisposition to the most common cardiovascular diseases

€850

ONCOSCREEN GENETIC TESTS

Cancer genetic tests can predict the risk of developing tumors. The most common tumors that can be diagnosed with a genetic test are:

- Breast cancer
- Colorectal cancer
- Lung cancer
- Melanoma
- Renal
- Pheochromocytoma / Paraganglioma
- Prostate cancer
- Ovarian cancer
- Gastric cancer
- Brain tumor

How is the oncology test performed?

The oncology test is performed with a simple blood sample. The results are provided in a detailed report. The test is performed through a simple blood sample.

Oncoscreen Complete

Complete package for research into the predisposition to the development of the above-listed tumors

€ 1.100

The team of doctors at “Lab Aurelia Medical Beauty” is highly qualified and specialized in Aesthetic Surgery and Medicine.

We offer treatments in a high quality medical environment and in maximum safety, with competence and seriousness.

The plastic surgeons at Lab Aurelia Medical Beauty will evaluate with an initial visit the need for treatments to be carried out in order to correct imperfections and improve every aspect of your body, operating only in case of concrete necessity, and establishing a therapy targeted and accurate by evaluating a personalized and highly studied diagnostic path aimed at improving every aspect of the face and body.

The treatments that can be performed are:

- Facial treatment with botulinum toxin
- Volumizing facial treatment with hyaluronic acid
- Bio-revitalizing volumizing facial treatment with radiesse
- Lip treatment with hyaluronic acid (volumizing/reshaping lip treatment)
- Biorevitalizing facial treatment
- Soft lifting (non-surgical) with hyaluronic acid



- Peeling (various formulations)
- PRP (growth factors) hair/face infiltrations
- Carboxytherapy
- Radiofrequency Face and Body
- Body Cavitation
- Mix Cavitation and Radiofrequency Body
- Rvm Body
- Facial Electroporation
- Face + Neck Photorejuvenation
- Photorejuvenation of hands
- Vascular IPL
- IPL for Hyperpigmentation
- IPL for Face and Body Hair Removal
- 808 Diode Laser for Face and Body Hair Removal
- Hydrating Facial Treatments

_ STAFF

**LAB AURELIA MEDICAL
BEAUTY** Dr. Gabriella Gentili
Dr. Elisabetta Fabiani Dr.
Daniela Masia
Dr. Vanessa Sperti

All together to give you all
the possible services
of aesthetic medicine in Rome.

**Great professionals united in an
exceptional TEAM only for LAB
AURELIA.**

Call for information. We
are open every day of the
week,

Mrs. Chiara Rossetti

Tel. 06 66000543

Cell. 392 3164034.



_ SPORTS MEDICINE

Dr. Vincenzo Sartoriello



Sports medicine is a branch of medicine that deals with sports, physical exercise and related pathologies, also at a preventive level.

Sports medicine has now taken on an indispensable role in the preparation of professional athletes who often have a highly sophisticated medical staff, composed not only of the sports doctor, but also of dieticians, psychologists, physiotherapists and orthopedists.

At our center it is possible to perform:

- sports medical examination for competitive authorization
- sports medical visit

From the untrained individual who chooses a healthy and active life to the athlete who wants to obtain ever better results, the sports medical visit at LABAURELIA represents the reference of excellence, by virtue of the adherence to the scientific criteria and the teamwork between Sports Doctor, Nutritionist, Posturologist, Physiotherapist and Athletic Trainer.

PERFORMANCES

SPORTS MEDICINE

- Competitive fitness certificate

- Certificate of suitability for non-competitive and non-competitive "Plus"
- Certificate of fitness for competitive sports over 39 years old
- CARDIOLOGY AND FUNCTIONAL ASSESSMENT FOR SPORT
- Mono-bidimensional echocardiogram and color Doppler
- Maximal ergometric test
- 24-hour Holter dynamic ECG
- Evaluation of maximum O₂ consumption (VO₂ MAX)
- Anaerobic threshold assessment
- Incremental test with lactic acid evaluation
- Specific tests for different sports disciplines



_ RADIOLOGY _ RADIOLOGICAL VISIT



The LAB AURELIA OUTPATIENT CLINIC is one of the most sophisticated centres in the field of **DIAGNOSTIC IMAGING**. An excellent staff follows the patient from the beginning to the end of the examination with the help of cutting-edge machinery. Our center is accredited with the national health system for the laboratory and limited to classical radiology.

At our center it is possible to perform:

- 3D Dental Volumetric Cone-Beam CT
- Mammography with Tomosynthesis
- Lumbar and femoral moc
- Total Body Moc
- Lumbar and femoral MOP with TBS
- Moc and Dexa Morphometry
- Radial Moc
- Orthopantomography
- Pelvic/transvaginal ultrasound
- Obstetric and morphological ultrasound
- Bladder ultrasound
- Transrectal prostate ultrasound
- Liver ultrasound
- Pancreatic ultrasound
- Renal ultrasound
- Splenic ultrasound
- Abdominal aorta ultrasound
- Testicular color Doppler ultrasound
- Echocolor Doppler of epiarthritic vessels
- Telecranium
- Musculoskeletal ultrasound
- High field magnetic resonance imaging





HIGH FIELD MAGNETIC RESONANCE

- RMencephalon and brainstem with no contrast medium
- Angio-MRI of the intracranial vascular district

- MRI of the paranasal sinuses with and without contrast medium

- MRI of the facial massif with and without contrast medium

- MRI pituitary gland with contrast medium

- MRI of the orbits with and without contrast medium

- MRI (ear) with and without contrast medium

- RMatm with and without contrast medium

- MRI of the neck with contrast medium

- MRI of parotid and salivary glands with and without contrast medium

- Angio- MRI of the neck vessels

- Chest MRI with and without contrast medium

- Angio-MRI of the thoracic region

- Breast MRI with and without contrast medium

- MRI of the cervical spine with and without contrast medium

- MRI of the spine with and without contrast medium

- MRI of the lumbosacral spine with and without contrast medium

- MRI of the sacrococcyx spine with and without contrast medium

- Shoulder MRI with and without contrast medium

- MRI of the scapula with and without contrast medium

- MRI of the humerus with and without contrast medium

- MRI elbow with and without contrast medium

- MRI of the forearm with and without contrast medium

- MRI wrist with and without contrast medium

- RM of the coxofemoral joint with and without contrast medium

- MRI of the pelvis with and without contrast medium

- Sacroiliac MRI with and without contrast medium

- MRI femur with and without contrast medium

- MRI knee with and without contrast medium

- MRI leg with and without contrast medium

- MRI ankle with and without contrast medium

- MRI of the foot with and without contrast medium

- MRI of soft parts with and without contrast medium

- Angio-MRI of the upper limb with contrast medium

- Angio MRI of the lower limb with contrast medium

- MRI of the upper abdomen with and without contrast medium

- Angio MRI of the upper abdomen

- MRI of the lower abdomen and pelvic cavity with and without contrast medium

- Angio MRI of the abdomen

- Cholangio MR with and without contrast medium

- Pelvic MRI with and without contrast medium

- Multiparametric MRI with contrast medium

- Prostate MRI with and without contrast medium

- MRI of the testicles (scrotum) with and without contrast medium

_PAEDIATRIC CENTER



Lab Aurelia srl has developed a Pediatric Specialist Diagnostic Service to support the family pediatrician and to reduce waiting times for the public, in order to offer our patients (0-18 years) a wide range of services.

In fact, in our pediatric center, as a support to the family pediatrician, it is possible to perform instrumental tests and specialist visits.

We have a wide range of packages and checkups available for new mothers too and we try to provide 360° assistance starting from prenatal diagnosis up to growth and development.

Every new mother needs a pediatrician to guide her child's development from the early stages of life to pre-adolescence. The pediatrician's role is very important, especially at the beginning, when there are many times the need to ask questions or raise doubts in relation to fevers, colds, but also colic, sleep problems and weaning.

At our pediatric center, coordinated by Doctor Alfredo Gro, a specialist in neonatology and pediatrics, we give our clients the opportunity to have a reference figure even in the private sector to go to in case of need.

Our new **PEDIATRIC CENTER** provides the possibility of using the following services:

- **PEDIATRIC VISIT**
- **PEDIATRIC CARDIOLOGY**
- **EYE EXAMINATION**
- **ORTHOPAEDIC VISIT**
- **DERMATOLOGICAL VISIT**
- **ENT VISIT**
- **ALLERGOLOGICAL VISIT**
- **NUTRITIONAL VISIT**
- **DIABETOLOGICAL VISIT (OVER 14 YEARS)**
- **ULTRASOUND OF THE HIPS**
- **(EVEN IN THE FIRST 3 MONTHS)**
- **BLOOD SAMPLES / MICROBIOLOGY**
- **PEDIATRIC COVID SWABS**

For information on costs and reservations, contact the desk or call **06/66000543**





PEDIATRIC CENTER

LABAURELIA
POLIAMBULATORIO SPECIALISTICO

LABAURELIA
POLIAMBULATORI SPECIALISTICI
GROUP

Polo-Pediatrico
LABAURELIA



PROMOTIONS PACKAGE

NEONATAL PACKAGE

PEDIATRIC VISIT
ULTRASOUND OF THE HIPS
CARDIOLOGICAL VISIT
Discounted price: €200



NEW MOTHERS PACKAGE

3 BETA HCG
Discounted price: €46



CARDIOLOGY PACKAGE

CARDIOLOGICAL VISIT
ECHOCARDIOCOLOR DOPPLER
Discounted price: €200



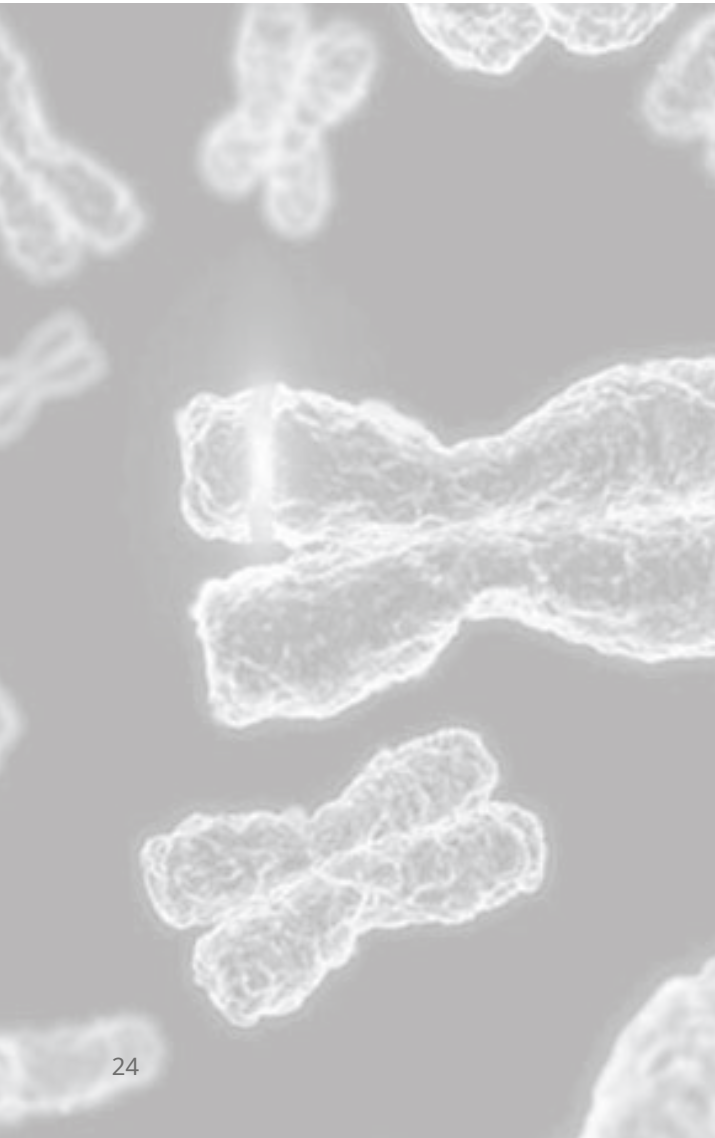
Lab Aurelia wants to give concrete support to its customers but above all to our little patients, the children.

Given the great difficulties due to the impact that Covid has had on public facilities and given the very long waiting lists, we have decided to help our little friends by offering our help and our professionalism.

Tell us your story, we will treat your story with the utmost confidentiality and discretion and every month we will select a story that has particularly struck us and we will do our best to help that child.



_ SCREENING AND PREVENTION



CHECK UP

The term Prevention is usually used to highlight two different concepts, which are, on the one hand, the adoption of correct rules of life, on the other, the control of all those factors that can give rise to the appearance or progression of pathologies in order to be able to intervene in good time to reduce their severity.

Lab Aurelia srl, in order to contribute to the prevention work that everyone can appropriately implement and in line with the progress of scientific knowledge, has created an innovative checkup project reserved for private customers.

This Service has also been designed to allow the customer not only a significant reduction in time in carrying out the proposed health protocols, but also significant economic savings.

The project "**SMART CHECK-UP**" consists in proposing in a structured manner diagnostic protocols aimed at effective monitoring of the state of health.

The protocols offered can be further customized based on the individual user's needs in coordination with the Service Coordinator Doctor. This is to best evaluate his/her current conditions and the risks he/she actually runs.

At the end of the check-up with a final visit for the interpretation of the reports, together with the results of the diagnostic tests performed, the patient is given a final medical report drawn up by the Coordinating Doctor. The service is aimed not only at individual users but also at public and private bodies and is offered at discounted private rates.



WOMAN UNDER 40 YEARS OF AGE Complete

blood count with formula	Anti Tg Ac
Blood sugar	Anti TPO Ac
Total Cholesterol	Fsh
HDL cholesterol	LH
LDL cholesterol	Estradiol
Transaminases	Prolactin
oxaloacetic	Protidogram
Pyruvic transaminase	Thyroid color doppler
GT range	ultrasound Pelvic ultrasound
Triglycerides	ECG
Potassium	Breast Ultrasound
Azotemia	bilateral
Serum creatinine	Gynecological visit
Urine test	hpv swab
TSH	Pap test
Ft4	TOTAL €500

Final final visit with same-day reporting



MAN UNDER 40 YEARS OF AGE Complete

blood count with formula	Serum creatinine
Blood sugar	Urine test
Total Cholesterol	TSH
HDL Cholesterol	FT4
LDL Cholesterol	Anti Tg Ac
Transaminases	Anti TPO Ac
oxaloacetic	Total Testosterone
Pyruvic Transaminase	ECG
Gt range	Ecocolordoppler
Triglycerides	testicular
Potassium	TOTAL €250
Azotemia	

Final final visit with same-day reporting



WOMAN OVER 40 YEARS OF AGE

Complete blood count with formula	Ac anti TG
Blood sugar	Fsh
Total Cholesterol	LH
HDL cholesterol	Prolactin
LDL cholesterol	Vitamin D
Pyruvic transaminase	Protidogram
Transaminases	Occult blood
oxaloacetic	Ecolcolor Doppler
GT range	Thyroid
Triglycerides	ECG
Potassium	Breast Ultrasound
Soccer	Bilateral
Azotemia	Mammography
Creatinine	with Tomosynthesis
Uricemia	DEXA (DEXA)
Urine test	Gynecological visit
Tsh	Buffer + PV
Ft4	+ Pap Test
Anti TPO Ac	TOTAL €550

Final final visit with same-day reporting



MAN OVER 40 YEARS OF AGE Complete

blood count with formula	TSH
Blood sugar	FT4
Total Cholesterol	Anti Tg Ac
HDL Cholesterol	Anti TPO Ac
LDL Cholesterol	Total Testosterone
Transaminases	PSA+ PSA FREE
oxaloacetic	Occult blood
Pyruvic Transaminase	Abdominal ultrasound
GT range	complete
Triglycerides	Ecocolordoppler vessels
Potassium	epiaortic
Azotemia	Urological visit
Creatinine	Cardiology Visit
Uricemia	ECG
Urine test	TOTAL €450
Protidogram	

Final final visit with same-day reporting

AFTER HAVING CARRIED OUT ALL THE CHECK-UPS IN ONE DAY, THERE WILL BE THE FINAL VISIT AND DELIVERY OF REPORTS.

_ SPECIALIST VISITS

- ALLERGOLOGY
- ANDROLOGY
- ANGIOLOGY
- AUDIOLOGY
- CARDIOLOGY
- HAND SURGERY
- DIABETOLOGY
- DERMATOLOGY / PODOLOGY
- HEMATOLOGY
- ENDOCRINOLOGY
- PHYSIATRICS
- GASTROENTEROLOGY
- GERIATRICS
- GYNECOLOGY/OBSTETRICS
- COUPLE INFERTILITY
- SPORTS MEDICINE
- OCCUPATIONAL MEDICINE
- AESTHETIC MEDICINE
- GENERAL MEDICINE
- NEUROLOGY
- OPHTHALMOLOGY
- ONCOLOGY (IEO PARTNERSHIP)
- ORTHOPAEDICS AND TRAUMATOLOGY
- OTORHINOLARYNGOLOGY
- PEDIATRICS
- PNEUMOLOGY
- PODOLOGY
- INTERVENTIONAL RADIOLOGY
- RHEUMATOLOGY
- NUTRITION AND FOOD SCIENCES

ALLERGOLOGY

Allergology is a branch of medicine that deals with the prevention, diagnosis and treatment of allergies, immune disorders characterized by hypersensitivity to particular substances and related diseases.

At our center it is possible to:

- Allergological visit, Prick Test - food intolerances, Cytotoxic test, Breath Test
- Various allergens, Patch test, Alex 2, specific IgE, total IgE
- Gluten intolerance

ANDROLOGY AND UROLOGY

Andrology is the branch of medicine that focuses its interest on male health, with particular reference to dysfunctions of the urogenital system. Closely related to andrology is urology. A branch that deals with pathologies affecting the genitourinary system, i.e. kidneys-ureters-bladder-prostate-and external male genital organs.

At our center it is possible to:

- Spermogram with consultation and check of the report
- AIH sperm separation test
- DNA fragmentation test
- Microbiology and virology tests on seminal fluid
- Andrological visits
- Urological visits
- Genetic testing
- Transrectal Prostatic Ultrasound
- Renal Ultrasound
- Bladder Ultrasound
- Testicular color Doppler ultrasound
- Uroflowmetry



ANGIOLOGY

Angiology deals with the study of the anatomy and pathologies that affect the arterial, venous and lymphatic blood vessels.

At our center it is possible to:

- Visit
- Lower limb color Doppler ultrasound (venous and arterial)
- Upper limb echocolordoppler
- Echocolordoppler of epiaortic vessels

DERMATOLOGY/AESTHETIC MEDICINE

Dermatology is the branch of medicine that deals with the skin and the tissues connected to it (hair, nails, sweat glands, etc.). At our center it is possible to perform:

- Snow mapping
- Keratosis removal
- Specific treatments for acute, chronic and allergic dermatitis, psoriasis, seborrheic dermatitis and dermatosis
- Diagnosis and treatment of sexually transmitted diseases
- Diagnosis and removal of warts, condylomas and other skin lesions.

ENDOCRINOLOGY

Endocrinology is that branch of medicine

specialty that deals with the study of internal secretion glands, that is, those in which the product is directly released into the blood.

At our center it is possible to:

- Endocrinological visit
- Thyroid ultrasound
- Thyroid color Doppler ultrasound
- Thyroid hormone tests

GASTROENTEROLOGY AND NUTRITIONAL SCIENCE

Gastroenterology is the branch of medical specialty that deals with the study of diseases and disorders of the gastrointestinal tract.

At our center it is possible to:

- Gastroenterological and Hepatological Visit
- Visit with nutritionist for personalized diets
- Abdominal and digestive system ultrasound (stomach, duodenum and jejunal-ileal loops)
- X-ray of the digestive system
- H2 Breath test lactose, lactulose and glucose
- 13- C Urea test for Helicobacter Pylori
- Food intolerance test
- Alex 2





OPHTHALMOLOGY

Ophthalmology is a branch of specialized medicine that studies diseases and defects of the visual system and includes all related diagnostic tests and therapeutic interventions.

At our center it is possible to:

- Eye examination
- Orthoptic visit
- Lacrimal duct lavage, tonometry, gonioscopy

GYNECOLOGY/OBSTETRICS

Gynecology deals with the physiology and pathologies of the female genital system and all other structures functionally connected to it.

At our center it is possible to:

- Gynecological visit
- Pap test
- Vaginal swab for common germs
- Vaginal swab for chlamydia
- HPV search with typing
- Hormone assays with blood sampling
- Transvaginal ultrasound
- Follicular monitoring
- Video colposcopy
- checkup for couple infertility

CARDIOLOGY

Cardiology is the branch of internal medicine that studies the anatomical-functional and physiopathological aspects of the heart and the cardiovascular system.

At our center it is possible to perform:

- Cardiology visit
- Electrocardiogram
- Stress electrocardiogram
- Cardiac Holter
- Holter blood pressure
- Cardiac color Doppler echocardiogram

OTORHINOLARYNGOLOGY/ AUDIOLOGY

Otolaryngology is a branch of specialized medicine that deals with the prevention, medical treatment and cure of pathologies that can affect the ear, the upper aerodigestive tract: namely, the nose, larynx, hypopharynx, nasopharynx, oropharynx, throat and neck.

At our center it is possible to:

- ENT visit
- Pure tone audiometric test
- Impedance test
- Audio vestibular examination
- Polysomnography
- Fiberoptic laryngoscopy



ORTHOPAEDICS AND TRAUMATOLOGY

Orthopedics is the medical discipline that studies the musculoskeletal system and its pathologies. Orthopedic and Traumatology specialists are specialized in the diagnosis and surgical and non-surgical treatment of problems of the locomotor system. It includes: bones, joints, ligaments, tendons, muscles, nerves. At our center it is possible to perform:

- Orthopedic visits
- Infiltrations
- Infiltrations with growth factors
- Radiology services

DIABETOLOGY

Diabetes is a specialized branch that deals with the treatment of diabetes and its complications by following the patient and offering medical and specialized support to keep this pathology under control. At our center it is possible to perform:

- Diabetes visits
- Diabetes screening
- Blood tests.

PNEUMOLOGY

Pulmonology is a discipline that deals with diseases related to the respiratory system. At our center it is possible to perform

- Specialist visit
- Spirometry
- Radiological examinations

OCCUPATIONAL MEDICINE

Occupational medicine is the branch of medicine that deals with the prevention, diagnosis and treatment of diseases caused by exposure to risks due to work activity or present in the workplace. The objective of occupational medicine

work is to safeguard the health and safety of workers in the workplace, to prevent occupational diseases and to avoid any type of accident in the workplace, or to improve the psychophysical and social well-being of workers in all professions.

At our center it is possible to perform according to the provisions of the law relating to worker safety Dgls. 81/08

- specialist visits for occupational medicine

SENOLOGY

Senology is the branch of medicine that studies breast diseases.

At our center it is possible to:

- Breast examinations
- Breast examinations performed by a breast oncologist
- Digital mammography with tomosynthesis
- Breast ultrasound
- Breast cytology L/R
- Breast self-examination training



OUR PACKAGES OF SCREENING

LabAurelia has created prevention packages for the well-being of the whole family:

- AUDIOLOGICAL SCREENING
- DIABETOLOGICAL SCREENING
- ENDOCRINOLOGICAL SCREENING
- GYNECOLOGICAL SCREENING
- OSTEOPOROSIS SCREENING
- SENOLOGICAL SCREENING
- UROLOGICAL SCREENING
- VERTIGO SCREENING
- ORTHOPAEDIC SCREENING
- OBESITY SCREENING

DIABETES PREVENTION

Diabetes is an alteration resulting from a metabolic decrease in insulin activity. In particular, diabetes can be due to a reduced availability of this hormone, to an impediment to its normal action or to a combination of these two factors. A characteristic always present in diabetes mellitus is hyperglycemia, which over time tends to be associated with some complications of the blood vessels: macroangiopathy, and microangiopathy (i.e. alterations in the circulation of small arterial vessels that are particularly evident in the retina, kidney and nerve), which is instead specific to the pathology.

DIABETOLOGICAL SCREENING:

• ECG, Ecocolordoppler, fundus, neurological VIS

Price 180 €





THYROID PREVENTION

The thyroid is an endocrine gland, unpaired, median, located in the anterior region of the neck and consists of two lobes, right and left, joined by a narrow bridge called isthmus. Functionally it has two endocrine components: the first produces thyroid hormones (T3 and T4), the second calcitonin. The thyroid is a gland of fundamental importance for our physiology and periodically checking its functionality is essential in the context of prevention.

ENDOCRINOLOGICAL SCREENING:

- **Endocrinological visit Thyroid ultrasound**
FT3, FT4, TSH tests
Price 150 €



PREVENTION WOMEN

Our Laboratory pays great attention to the prevention of pathologies related to the female genital system and breast. Among the most common pathologies that affect the female genital system we find vaginal candidiasis and HPV better known as papillomavirus and considered one of the possible causes of cervical cancer. Our packages are designed for women who want to have a diagnostic investigation with the security of competence and punctuality.

SENOLOGICAL SCREENING:

- **Breast ultrasound, mammography with tomosynthesis, breast examination** **Price 195 €**

GYNECOLOGICAL SCREENING:

- **Gynecological visit, pap test, HPV swab**
Price 190 €

OSTEOPOROSIS PREVENTION

Osteoporosis is a condition in which the skeleton is subject to loss of bone mass and resistance caused by nutritional, metabolic or pathological factors. The skeleton is therefore subject to a greater risk of pathological fractures, following the decrease in bone density and changes in the microarchitecture of the bones.

OSTEOPOROSIS SCREENING:

- **Endocrinological visit, lumbar and femoral MRI, vitamin D, creatinine**
Price 145 €

UROLOGICAL PREVENTION

Urology is a medical and surgical specialty that deals with diseases of the genitourinary system, i.e. the kidneys, ureters, bladder, prostate and external male genital organs.

UROLOGY SCREENING 1:

• **Urological visit, Prostate or bladder ultrasound, Uroflowmetry**

Price 170 €

UROLOGY SCREENING 2:

• **Urological visit, Uroflowmetry, Prostate Ultrasound or bladder, Renal Ultrasound**

Price 190 €

SLEEP DISORDERS PREVENTION

At our center it is possible to perform the Polysomnography test, a test to diagnose sleep disorders and improve rest.

Checking: The regularity of breathing, the heartbeat and the change of position (highlighting the phases of apnea and their duration).

WatchPAT is the innovative wrist device, approved by the FDA and CE marked, for the diagnosis of sleep-related breathing disorders (OSA). It is a small device mounted on the wrist that allows you to perform the test at home and in complete comfort.

SCREENING

WITH WATCHPAT:

Instrument including visit final with the our specialist pulmonologist.

Price 300 €



ORTHOPAEDICS/TRAUMATOLOGY:

For the evaluation of possible traumas and fractures. At our center it is possible to perform:

ORTHOPAEDIC SCREENING 1:

• **Specialist orthopedic visit**

+ **Magnetic resonance imaging of a joint segment**

Price 190 €

ORTHOPAEDIC SCREENING 2:

• **Specialist orthopedic visit**

+ **Cervical or lumbar spine MRI Price 220 €**



OBESITY SCREENING:

• **Endocrinological visit**

• **Nutritional visit**

• **Impedance test Price**

229 €



_ SAMPLES AND RADIOLOGY AT HOME



HOME BLOOD COLLECTION AND X-RAY

COVID-19 TESTING

Our center offers the possibility of performing blood tests and radiological examinations at home

IN ALL AREAS OF ROME every day from

Monday to Friday

from 8:00 to 20:00;

Saturday and Sunday from

8:00 to 13:00

For information and appointments call:

06/66000543

335 7211096 (Home blood sampling)

392 049 1482 (Home radiology)

Head of Home Collection Service: Mrs.
Romina Peloso

Head of Home Radiology Service: Mr.
Daniele Costantini



_PARTNERSHIP



Monzino is a scientific hospital and care institute with a great specialization: the heart and its vessels. It is part of the IEO-Monzino group: two excellences in the major pathologies of the Western world, which reinvest all their profits in Research and Innovation.

The Monzino Cardiology Center was founded in 1981 from a donation by Cav. del Lavoro Dr. Italo Monzino and the original idea of Prof. Cesare Bartorelli, of the University of Milan, who thought of creating the first hospital in Europe dedicated exclusively to the treatment of cardiovascular diseases. Today it is part of the IEO-Monzino group: two excellences in the major pathologies of the Western world, which reinvest all their profits in Research and Innovation.

Monzino is accredited and affiliated with the Lombardy Region and offers hospitalization and outpatient services under the National Health Service (SSN).

In 1992, it became the first Scientific Institute for Hospitalization and Treatment (IRCCS) in Italy with an exclusive cardiovascular vocation. As an IRCCS, Monzino pursues research objectives, mainly clinical and translational, in the biomedical field and in the organization and management of health services, together with highly specialized hospitalization and care services for cardiovascular diseases.



The European Institute of Oncology (IEO) was born from an idea by Umberto Veronesi and was inaugurated in May 1994; two years later it became a Scientific Institute for Research, Hospitalization and Treatment (IRCCS). External IEOs

The European Institute of Oncology, a Scientific Institute for Research and Treatment, is a “comprehensive cancer centre”, with “non-profit” purposes, active in three areas: Clinical, Research and Training.

The IEO aims to achieve excellence in the field of prevention, diagnosis and treatment of tumors through the development of clinical scientific research and organizational and management innovation in a context of constant attention to the quality of the service provided to the people assisted. The values and principles that inspire and guide the Institute's operators are:

- Centrality of the person being assisted
- Continuous improvement of the quality of care
- Service excellence
- Multidisciplinary approach to clinical aspects
- Development of experimental research with rapid transfer to patients
- Enhancement of human resources
- European spirit and openness to international collaborations

_HOURS

OPENING HOURS

OUTPATIENT CLINIC AND RADIOLOGY: FROM MONDAY TO FRIDAY FROM 7:00 TO 20:00 (CONTINUOUS HOURS)

SATURDAY

FROM 7:00 TO 14:00 SUNDAY

FROM 8:00 TO 12:00

COLLECTION TIME:

FROM MONDAY TO FRIDAY FROM 7:00 TO 17:30 (CONTINUOUS HOURS)

SATURDAY

FROM 7:00 AM TO 1:30 PM

SUNDAY

FROM 8:00 TO 11:30

CONSULTATION OF REPORTS ONLINE

www.labaurelia.it

AGREEMENT WITH THE NHS

DIRECT AGREEMENTS

AON ONE CARE - ALLIANZ
ASSIRETE - AXA CARING CASPIE -
CESARE POZZO - CIGNA HEALTH
ASSISTANCE - MY ASSISTANCE
HEALTH COOPERATION
FASDAC - FASCHIM - PHASES (OPEN
PHASES - ASSIDAI PHASES) GENERAL -
WELLION (CATHOLIC) INSALUTE - MED24 -
MY RETE - MAPFRE
PREVIMEDICAL - PROTECTION POSTS
UNISALUTE - SISALUTE
WIT HEALTH





Via Aurelia, 475/477 (Piazza SGB De La Salle) • 00165 Rome Tel.
06.66000543 • Tel. Radiology 06 66000324 • Fax 06.66040805 Baglivi
Headquarters • Via Giorgio Baglivi, 8 - 00161 Rome • Tel. 06 44231263
e-mail info@labaurelia.it - www.labaurelia.it

